

NORKA Downlight MERKUR

IP 65       for recessed and surface mounting



Recessed downlight MERKUR

Housing: thermoplastic PPO, heat resistant, corrosion resistant, colour: anthracite. Less load on ceiling through low weight of unit, anthracite frame with clear cover glass. With separate housing for transformer/ballast, can be mounted on top or beside downlight. Mirrorfinish, internal reflector.

Electronics: connecting cable between housing and downlight 1,5 m mains cable ready installed.

Transformer/ballast with thermo switch. Ignitor with automatic cut-off.

Integrated in separate housing
Mounting: pre-installed quick-mounting frame with clamp system

Gaskets: silicone/synthetic rubber, non-ageing, form-retaining

Version		Wattage	Order no.	Weight approx. kg	Version		Wattage	Order no.	Weight approx. kg
Recessed luminaire MERKUR, anthracite					Surface mounted luminaire MERKUR, white				
Size 1					Size 1				
QT 12	GY 6,35	50	975 200	2,2	QT 12	GY 6,35	50	975 300	2,4
QR 51	Gu 5,3	50	975 202	2,2	QR 51	Gu 5,3	50	975 302	2,4
CDM-TC	G 8,5	35 ind.	975 205	3,5	CDM-TC	G 8,5	35 ind.	975 305	3,7
Size 2					Size 2				
TC-D	medium beam	13 ind.	976 200	2,2	TC-D	medium beam	13 ind.	976 300	2,5
TC-DEL	medium beam	13 HF	976 201	2,2	TC-DEL	medium beam	13 HF	976 301	2,5
TC-D	medium beam	18 ind.	976 202	2,2	TC-D	medium beam	18 ind.	976 302	2,5
TC-DEL	medium beam	18 HF	976 204	2,2	TC-DEL	medium beam	18 HF	976 304	2,5
HIT	narrow beam	35 ind.	976 205	3,4	HIT	narrow beam	35 ind.	976 305	3,7
HST-Pg 12	narrow beam	35 HF	976 207	3,5	HST-Pg 12	narrow beam	35 HF	976 307	3,8
TC-TEL	medium beam	26 HF	976 209	2,4	TC-TEL	medium beam	26 HF	976 309	2,7
TC-D	medium beam	26 ind.	976 210	2,4	TC-D	medium beam	26 ind.	976 310	2,7
TC-DEL	medium beam	26 HF	976 212	2,4	TC-DEL	medium beam	26 HF	976 312	2,7
TC-TEL	wide beam	32 HF	976 218	2,4	TC-TEL	wide beam	32 HF	976 318	2,7
CDM-TC G 8,5	narrow beam	35 ind.	976 219	3,5	CDM-TC G 8,5	narrow beam	35 ind.	976 319	3,8
Size 3					Size 3				
HIT-DE/HST-DE	medium beam	70 ind.	977 200	4,3	HIT-DE/HST-DE	medium beam	70 ind.	977 300	4,6
HME	wide beam	50/80 ind.	977 206	4,0	HME	wide beam	50/80 ind.	977 306	4,3
HSE	medium beam	50 ind.	977 208	4,3	HSE	medium beam	50 ind.	977 308	4,6
HSE	medium beam	70 ind.	977 210	4,3	HSE	medium beam	70 ind.	977 310	4,6
HIT G 12	narrow beam	70 ind.	977 212	4,3	HIT G 12	narrow beam	70 ind.	977 312	4,6
2 x TC-D	medium beam	18 ind.	977 214	3,6	2 x TC-D	medium beam	18 ind.	977 314	3,9
2 x TC-DEL	medium beam	18 HF	977 216	3,6	2 x TC-DEL	medium beam	18 HF	977 316	3,9
2 x TC-D	medium beam	13 ind.	977 218	3,6	2 x TC-D	medium beam	13 ind.	977 318	3,9
2 x TC-D	medium beam	26 ind.	977 220	3,6	2 x TC-D	medium beam	26 ind.	977 320	3,9
QT 32 E27	medium beam	max. 200 W	977 222	3,1	QT 32 E27	medium beam	max. 200 W	977 322	3,4
QT-DE R7s-15	medium beam	max. 200 W	977 225	3,1	QT-DE R7s-15	medium beam	max. 200 W	977 325	3,4
2 x TC-DEL	medium beam	26 HF	977 226	3,6	2 x TC-DEL	medium beam	26 HF	977 326	3,9
TC-TEL	wide beam	32 HF	977 229	3,4	TC-TEL	wide beam	32 HF	977 329	3,7
TC-TEL	wide beam	42 HF	977 230	3,4	TC-TEL	wide beam	42 HF	977 330	3,7
TC-D	asym. beam	18 ind.	977 231	3,6	TC-D	asym. beam	18 ind.	977 331	3,9
HIT-DE	asym. beam	70 ind.	977 233	4,4					
HIT-DE	wide beam	150 ind.	977 239	5,0					
HIT-DE	asym. beam	150 HF	977 240	5,5					
HIT-DE	asym. beam	70 HF	977 241	5,0					
Special version for swimming halls on request									
Spare parts see page 110 - 111									
					Accessories				
					Compensation				
					TC-D		13	976 001	
					TC-D		18	976 002	
					TC-D		26	976 003	
					HI/HS		35	900 988	
					HI/HS		70	900 984	
					HI		150	900 985	
					HME		50	900 980	
					HME		80	900 981	
					HSE		50	900 983	
					2 x TC-D		13	977 001	
					2 x TC-D		18	977 002	
					2 x TC-D		26	977 004	

Due to the starting current of high-pressure discharge lamps, the electric circuits of the luminaire must be protected by fuses designed for twice the nominal current of the lamp.

Luminaire MERKUR


IP 65  CE for recessed and surface mounting



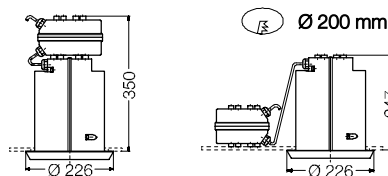
Version	Order no.
Accessories	
Colour finish according to RAL	
- Recessed mounting	
Size 1	975 961
Size 2	976 961
Size 3	977 961
- Surface mounting	
Size 1	975 962
Size 2	976 962
Size 3	977 962
Version with white frame for cover glass	
Size 1	975 901
Size 2	976 901
Size 3	977 901
Version with white frame for recessed mounting	
Size 1	975 960
Size 2	976 960
Size 3	977 960
Version with blue, transparent frame	
Size 1	975 002
Size 2	976 007
Size 3	977 008
Decorative ring V2A (please order with luminaire)	
Size 1	975 904
Size 2	976 904
Size 3	977 904
Ceiling mounting bracket for panell ceiling module 100	
Size 1	975 911
Size 2	976 911
Size 3	977 911
For suspended surface mounting	
Size 1	975 912
Size 2	976 912
Size 3	977 912
Face plate for part-recessed mounting	
Size 1	975 913
Size 2	976 913
Size 3	977 913
Concrete built-in box	
Size 1	975 920
Size 2	976 920
Size 3	977 920

Recessed luminaire MERKUR

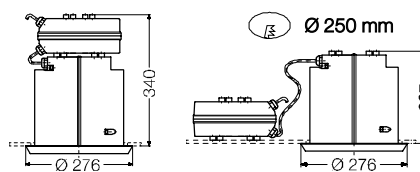
Size 1



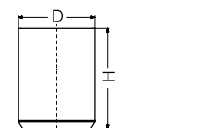
Size 2



Size 3

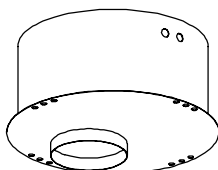
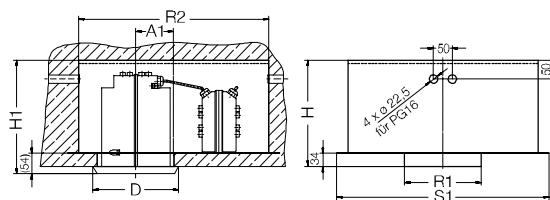


Surface luminaire MERKUR



	H	D
Size 1	260	196
Size 2	380	226
Size 3	370	276

Concrete built-in box



	D	A1	R1	R2	S1	H	H1
Size 1	Ø 196	65	Ø 172	Ø 402	Ø 460	230	250
Size 2	Ø 226	100	Ø 202	Ø 502	Ø 560	280	300
Size 3	Ø 276	75	Ø 252	Ø 502	Ø 560	280	300

Lamp code see page 113