

IP 65 CE IK 08, 850 °C **DB**-certified



Size 1



Size 2

MERKUR

Thermoplastic housing, thermally stable, corrosion resistant, anthracite. Low load on ceiling thanks to low luminaire weight. Anthracite cover frame, with clear safety glass cover screen. Internal mirror finish reflector, wide, concentrated wide, narrow or asymmetric beam. Electronic mains adapter of ECG with thermal circuit breaker and ignitor with automatic cut-out (if required) in separate polymer housing, for mounting on top or beside luminaire. Ready for connection with 1.5 m connecting cable. Many versions also available with ECG. Also available in RAL colours.

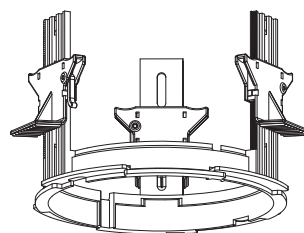


MERKUR recessed luminaire

Size 1					Size 2					
QT 12	GY6,35	50 W	975 200	2.2 kg	HIT	W	35 W	ind.	976 205	3.4 kg
QR 51	GU5,3	50 W	975 202	2.2 kg	HST-Pg 12	W	35 W	ECG	976 207	3.5 kg
HIT-TC	G8,5	35 W ind.	975 205	3.5 kg	TC-D	A	26 W	ind.	976 210	2.4 kg
Size 2					TC-DEL	A	26 W	ECG	976 212	2.4 kg
TC-D	A	13 W ind.	976 200	2.2 kg	TC-TEL	C	32 W	ECG	976 218	2.4 kg
TC-DEL	A	13 W ECG	976 201	2.2 kg	HIT-TC G 8,5	B	35 W	ind.	976 219	3.5 kg
TC-D	A	18 W ind.	976 202	2.2 kg						
TC-DEL	A	18 W ECG	976 204	2.2 kg						

A = concentrated wide beam
C = wide beam

B = narrow beam
D = asymmetric beam



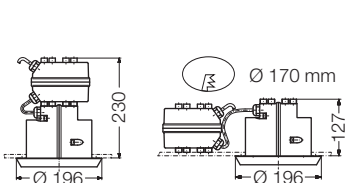
Installation by means of pre-mountable quick-mounting frame (included in delivery)



Size 3

MERKUR – size 1

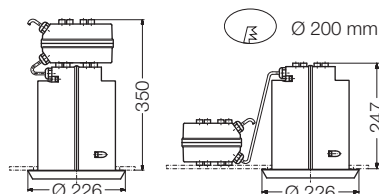
for 12 V/50 W low-voltage halogen lamps and 35 W high-pressure discharge lamps



Dimensions in mm (± 2 mm)

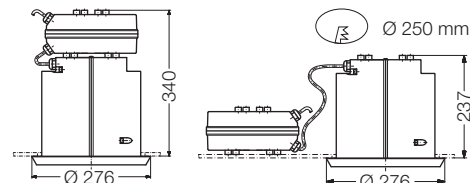
MERKUR – size 2

for one compact fluorescent lamp up to 32 W or one 35 W high pressure discharge lamp



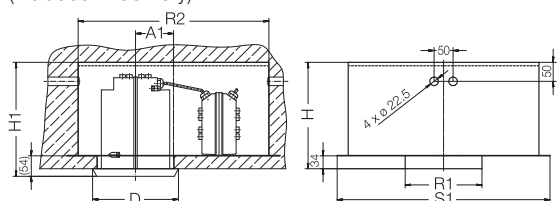
MERKUR – size 3

for 70 W, 80 W and 150 W high-pressure discharge lamps and 2 compact fluorescent lamps each (up to 26 W or 1 x 35/42 W)



MERKUR concrete cast-in box available on request

Installation by means of pre-mountable quick-mounting frame (included in delivery)




Version	D	A1	R1	R2	S1	H	H1
Size 1	196	65	172	402	460	230	250
Size 2	226	100	202	502	560	280	300
Size 3	276	75	252	502	560	280	300



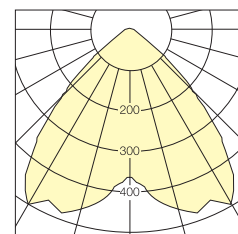
Decor ring made of stainless steel, V2A (to be ordered with luminaire)



Cover glass holder frame, white



Cover glass holder frame in PC, transparent, blue (available on request)



I (cd/klm) LOR = 65 %
HIT-DE/150 W wide beam, size 3

MERKUR recessed luminaire

Size 3

HIT-DE/HST-DE	A	70 W ind.	977 200	4.3 kg
HSE	A	70 W ind.	977 210	4.3 kg
HIT, G12	W	70 W ind.	977 212	4.3 kg
2 x TC-D	A	18 W ind.	977 214	3.6 kg
2 x TC-DEL	A	18 W ECG	977 216	3.6 kg
2 x TC-D	A	26 W ind.	977 220	3.6 kg

Surface mounted MERKUR version available on request

Size 3

QT 32	A	E27	200 W max.	977 222	3.1 kg
QT-DE	A	R7s-15	200 W max.	977 225	3.1 kg
2 x TC-DEL	A		26 W ECG	977 226	3.6 kg
TC-TEL	C		42 W ECG	977 230	3.4 kg
HIT-DE	D		70 W ind.	977 233	4.4 kg
HIT-DE	C		150 W ind.	977 239	5.0 kg
HIT-DE	D		150 W ECG	977 240	5.5 kg
HIT-DE	D		70 W ECG	977 241	5.0 kg