

IP 54  CE IK 08, 850 °C



White version

Thermoplastic housing, thermally stable, corrosion resistant, anthracite. Safety glass cover screen, clear, internal mirror finish reflector, for tool-free light distribution adjustment.

Swivel bracket in coated aluminium. Integrated electronic mains adapter, ballast with thermal circuit breaker and ignitor (if required), with automatic cut-out or ECG, thermally insulated from lamp chamber.

Ready for connection through M20 cable gland.

Also available in RAL colours.



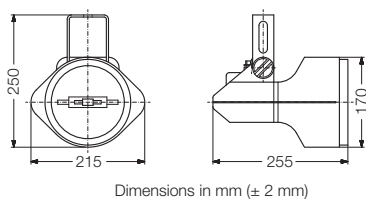
SPICA

for high-pressure discharge lamps

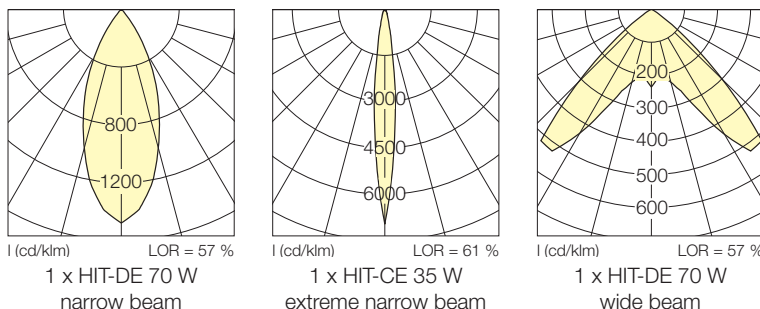
Light distribution characteristic adjustable by customer

Light distribution characteristic **factory-set**
– Standard version –

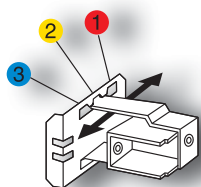
wide, concentrated, narrow beam				Weight kg (approx.)	extreme narrow beam				Weight kg (approx.)	concentrated wide beam				Weight kg (approx.)
RX7s socket					G 8.5 socket					G 12 socket				
HST-DE/HIT-DE	70 W	ind.	981 100	3.5	HIT-TC-CE	35 W	ind.	981 109	3.5	HIT	35 W	ind.	981 103	3.5
HST-DE/HIT-DE	70 W	ECG	981 200	3.5	HIT-TC-CE	70 W	ind.	981 110	3.5	HIT	70 W	ind.	981 107	3.5



Dimensions in mm (± 2 mm)



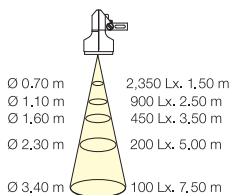
1 (cd/klm) LOR = 57 % 1 x HIT-DE 70 W narrow beam
 1 (cd/klm) LOR = 61 % 1 x HIT-CE 35 W extreme narrow beam
 1 (cd/klm) LOR = 57 % 1 x HIT-DE 70 W wide beam



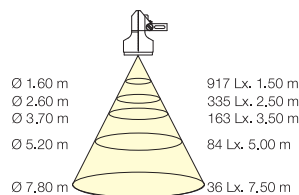
Light distribution adjustable without need for tools

1. narrow beam
2. concentrated wide beam
3. wide beam for HIT-DE lamps

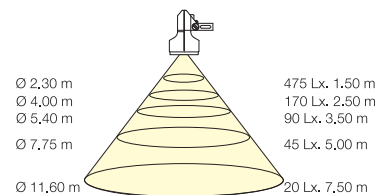
Setting 1 narrow beam $\alpha = 25^\circ$



Setting 2 concentrated narrow beam $\alpha = 55^\circ$



Setting 3 wide beam $\alpha = 75^\circ$



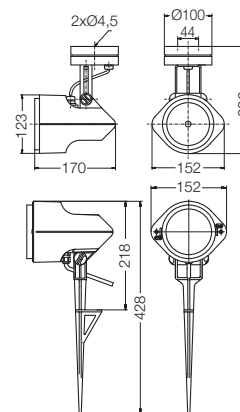
Illumination levels per 5000 lm (mean for HIT-DE 70 W)



SPICA with additional cover frame with glass cover screen for uplighting. With additional colour filter for HIT-TC-CE lamps 35 W, available in yellow, red, green and blue.



White version



ANTARES

Polymer spotlight luminaire

IP 54 CE IK 08, 850 °C

Thermoplastic housing, thermally stable, corrosion resistant, anthracite, also available in white. Clear safety glass cover screen. Internal mirror finish reflector, narrow or wide beam. Swivel bracket in coated aluminium. Built-in transformer. Ready for connection with connecting socket and plug-type terminal or 5.0 m connecting cable and plug. Also available in RAL colours.

Spotlight luminaire **ANTARES LED** with white or blue LED, 3 x 1.2 W



ANTARES-LED, anthracite

with IP 54 connecting socket for wall and ceiling installation

narrow beam	LED	white	3 x 1.2 W	970 166	0.8 kg
narrow beam	LED	blue	3 x 1.2 W	970 171	0.8 kg

with earth spike, 5.0 m connecting cable and plug

narrow beam	LED	white	3 x 1.2 W	970 266	0.8 kg
narrow beam	LED	blue	3 x 1.2 W	970 271	0.8 kg

for low-voltage halogen lamps

				narrow beam	Weight kg (approx.)
GY 6.35 socket					
QT 12	75-100 W	981 104			3.5
G 53 socket (for 6.3 flat plug connection)					
QR 111	75-100 W	981 116			3.5